

# PB Domicile 2006-1 PLC - Investor Report

## Investor Notification

**Determination Date:** 10/12/2023

**Reference Period:** 08/01/2023 to 10/31/2023

**Interest Period on Notes:** 08/28/2023 to 11/26/2023

**Fixed EURIBOR:** 3.784%

### The Bank, Servicer and Determination Agent

Deutsche Bank AG  
Taunusanlage 12  
60325 FRANKFURT AM MAIN  
Germany

Contact Person:  
Peter Schmalz  
Christel Bicknell  
Telephone: +49 (0) 5151 184857 (182489)  
Facsimile: +49 (0) 5151 185069  
E-Mail: PB-ABS-Admin@postbank.de  
Rating:  
A- (Standard & Poor's)  
A1 (Moody's)  
A (Fitch Ratings)

### The Issuer

PB DOMICILE 2006-1 plc  
Block A Georges Quay Plaza  
Georges Quay  
Dublin 2  
Ireland

Contact Person:  
Eamonn Sherry  
Telephone: +353 1 6806005  
Facsimile: +353 1 6806050  
E-Mail: eamonn.sherry@db.com

### The Principal Paying Agent

BNP Paribas S.A. Niederlassung Deutschland  
Senckenberganlage 19  
60325 Frankfurt am Main  
Germany

Contact Person:  
Frank Bohlaender  
Telephone: +49 (0)69 1520 5562  
Facsimile: +49 (0)69 1520 5550  
E-Mail: frank.bohlaender@bnpparibas.com

Rating:  
A-1 (Standard & Poor's)  
Prime-1 (Moody's)  
F1+ (Fitch Ratings)

### The Corporate Administrator

Vistra Alternative Investments  
(Ireland) Ltd  
Block A, Georges Quay Plaza  
Georges Quay, Dublin 2  
Ireland

Contact Person:  
Eimir McGrath  
Telephone: +353 1 6806016  
Facsimile: +353 1 6806050  
E-Mail: eimir.mcgrath@vistra.com

### The Trustee

Deloitte GmbH  
Wirtschaftsprüfungsgesellschaft  
Rosenheimer Platz 4  
81669 Munich  
Germany

Contact Person:  
Ulrich Lotz  
Telephone: +49 (0)211 87722375  
Facsimile: +49 (0)211 87722441  
E-Mail: ulotz@deloitte.de

### Rating Agency

Fitch Ratings Ltd.  
Eldon House, Eldon Street  
London EC2M 7UA  
United Kingdom

Contact Person:  
Charlotte Eady  
Telephone: +44 (0)20 7417 3523  
Facsimile: +44 (0)20 7417 6262  
E-Mail: charlotte.eady@fitchratings.com

### Rating Agency

Moody's Investor Service  
An der Welle 5  
60322 Frankfurt am Main  
Germany

Contact Person:  
Martin Lenhard  
Telephone: +49 (0)69 70730743  
Facsimile: +49 (0)69 70730843  
E-Mail: martin.lenhard@moodys.com

### Rating Agency

Standard & Poor's Ratings Services  
20 Canada Square, Canary Wharf  
London E14 5LH  
United Kingdom

Contact Person:  
Viktor Milev  
Telephone: +44 (0)20 7176 3569  
Facsimile: +44 (0)20 7176 3598  
E-Mail: viktor\_milev@standardandpoors.com

## Early Redemption Notification

**Reason for Early Redemption: Loss Guarantee Termination falling in November 2011 (Time Call)**  
**Section 12.1 Early Redemption by the Issuer-Loss Guarantee Termination**  
**Section 12.2 Early Redemption by the Issuer-Deferred Redemption**

# Investor Notification

PB Domicile 2006-1

## Key Characteristics

	Current	Initial
Number of Reference Claims ( <i>Hauptvertragsnummern</i> ):	3,196	19,510
Number of Loan Parts ( <i>Vertragsnummern</i> ):	5,857	41,394
Number of Borrowers:	3,187	19,401
Number of Properties:	3,201	19,510
Current Principal Balance ( <i>in Euro</i> ):	183,466,858.68	2,511,131,720.59
Weighted Average Interest Rate:	2.99%	5.32 %
Weighted Average Remaining Term to Next Interest Reset Date in Months ( <i>ignoring zero values / not available</i> ):	54.02	82.00
Weighted Average LTV:	49.95%	80.83%
Weighted Average Seasoning (in Months):	249.44	53.77

## Reference Claim Information

<b>Original Number of Reference Claims:</b>	<b>19,510</b>
Repaid Reference Claims prior to this Period:	15,854
Removed Reference Claims prior to this Period:	235
Liquidated Reference Claims prior to this Period:	161
<b>Beginning Number of Reference Claims:</b>	<b>3,260</b>
Number of Reference Claims paid in full:	64
Number of Removed Reference Claims:	0
Number of Liquidated Reference Claims:	0
<b>Ending Number of Reference Claims:</b>	<b>3,196</b>

## Remittance Distribution Data

<b>Original Principal Balance:</b>	<b>2,511,131,720.59</b>
Received Principal prior to this Period:	2,296,239,600.77
Removed Principal prior to this Period:	18,685,974.82
Realised Losses prior to this Period:	6,912,201.97
<b>Beginning Principal Balance:</b>	<b>189,293,943.03</b>
Received Principal:	5,827,084.35
<i>Thereof Prepayment:</i>	59,513.98
Late Recoveries:	0.00
Removed Principal:	0.00
Net Liquidation Proceeds (excl. Prior Liens)	0.00
<b>Total Principal Repayment:</b>	<b>5,827,084.35</b>
Realised Losses:	0.00
Late Recoveries: (*)	0.00
<b>Ending Principal Balance:</b>	<b>183,466,858.68</b>
Constant Payment Rate (annualized):	12.89%

(\*) As Late Recoveries diminish the Realised Losses prior to this Period.

## Delinquency Profile

	Number of Reference Claims	Principal Delinquent	Principal Outstanding
0 days	194	915,145.13	12,615,255.38
1 - 29 days	46	32,958.73	2,818,269.14
30 - 59 days	15	408,074.01	892,984.24
60 - 89 days	12	13,780.25	844,746.11
<i>Aggregated Delinquencies &lt; 90 days</i>	<i>267</i>	<i>1,369,958.12</i>	<i>17,171,254.87</i>
90 - 119 days	17	22,729.81	919,044.59
120 - 149 days	2	3,436.22	176,630.52
150 - 179 days	2	5,477.89	225,976.95
>= 180 days	45	816,401.45	837,530.42
<i>Aggregated Delinquencies &gt;= 90 days</i>	<i>66</i>	<i>848,045.37</i>	<i>2,159,182.48</i>
<b>Aggregated Delinquencies Overall:</b>	<b>333</b>	<b>2,218,003.49</b>	<b>19,330,437.35</b>

-Technical delinquencies, resulting from a divergence of credit and debit bookings, are corrected, thus not being considered here.-

Collection Period:	08/01/2023 to 10/31/2023
Determination Date:	10/12/2023
Delivery to Trustee:	11/13/2023
Trustee Confirmation:	11/16/2023
Payment Date:	11/27/2023
Early Redemption Date:	11/28/2011

All Amounts in Euro

Reference Pool Servicer: Deutsche Bank AG

## Non Compliant Reference Claims

	Number of Reference Claims	Principal Outstanding
Non Compliances in Current Period	0	0.00
Non Compliances from older Periods	235	18,685,974.82
	<b>235</b>	<b>18,685,974.82</b>

## Excess Spread

<b>Excess Spread Amount in Current Period:</b>	<b>243,911.32</b>
Realised Losses in Current Period:	0.00
Extinction of Excess Spread:	-243,911.32
<b>Excess Spread as of End of Payment Date:</b>	<b>0.00</b>

## Aggregated Reference Claim Information

	Aggregated Balance	Number of Reference Claims
<b>Total of Repaid Reference Claims</b>	2,302,066,685.12	15,918
<b>Total of Removed Reference Claims</b>	18,685,974.82	235
<b>Total Principal Balance of Liquidated Reference Claims</b>	15,202,670.11	161
<b>Total Realised Losses:</b>	6,912,201.97	

## Credit Event Profile

	Number of Reference Claims	Principal Delinquent	Principal Outstanding	Principal Outstanding at Credit Event
Credit Events in Current Period	9	16,824.27	584,280.34	584,280.34
Credit Events from older Periods excluding Reference Claims repaid to zero <i>Thereof Normal Performing Again (*)</i>	222	417,579.73	15,437,733.72	26,347,288.96
	199	24,854.08	14,155,391.07	24,033,673.92
	<b>231</b>	<b>434,404.00</b>	<b>16,022,014.06</b>	<b>26,931,569.30</b>

(\*) Loans with months in arrears below 3 and no bankruptcy flag.

## Remittance Realised Loss

	Number of Reference Claims:	EUR
<b>Current Principal Balance of Reference Claims Liquidated in Current Period:</b>	0	0.00
Accrued Interest:		0,00
Principal Foregone:		0,00
Liquidation Proceeds (excl. Prior Liens): (*)		0,00
Related Enforcement Costs:		0,00
<b>Current Period Realised Loss:</b>	<b>0</b>	<b>0.00</b>

(\*) in general, the Liquidation Proceeds of a Reference Claim are credited before a Loss Notice can be given. That is why it is possible, that Liquidation Proceeds had already been collected and allocated as 'Received Principal' in the previous Reporting Period without highlighting them as Liquidation Proceeds. Unlike we do on Page 2, we display these already collected amounts here again in order to show the entire amount of Liquidation Proceeds for the relevant Reference Claims.

## Overdue Reference Claims

	Number of Reference Claims	Overdue payments	Outstanding Amount
<b>Total of Overdue Reference Claims:</b>	<b>111</b>	<b>24,399.90</b>	<b>7,794,169.83</b>

**Collection Period:** 08/01/2023 to 10/31/2023

**Determination Date:** 10/12/2023

**Delivery to Trustee:** 11/13/2023

**Trustee Confirmation:** 11/16/2023

**Payment Date:** 11/27/2023

**Early Redemption Date:** 11/28/2011

All Amounts in Euro

Reference Pool Servicer: Deutsche Bank AG

## Distribution Summary

Statement to CLN Noteholders

Currency: Euro

Class	Original Face Value	Beginning Certificate Balance	Current Net Interest Rate*	Principal Distribution ** / ***	Interest Distribution ****/****	Total Payment / Early Redemption	Principal Loss	Class Principal Amount after Distribution	ISIN	Fitch		Rating of the Notes Moody's		S & P	
										Original	Current	Original	Current	Original	Current
Class A1+	500,000.00	0.00	3.944%	0.00	0.00	0.00	0.00	0.00	DE000A0GYFH9	-	-	-	-	-	-
Class A2+	500,000.00	0.00	3.944%	0.00	0.00	0.00	0.00	0.00	DE000A0GYGU0	-	-	-	-	-	-
Class B	65,800,000.00	0.00	3.984%	0.00	0.00	0.00	0.00	0.00	DE000A0GYFJ5	-	-	-	-	-	-
Class C	51,500,000.00	0.00	4.144%	0.00	0.00	0.00	0.00	0.00	DE000A0GYFK3	-	-	-	-	-	-
Class D	48,900,000.00	0.00	4.534%	0.00	0.00	0.00	0.00	0.00	DE000A0GYFL1	-	-	-	-	-	-
Class E	15,400,000.00	7,669,450.03	6.034%	119,191.52	116,978.40	236,169.92	0.00	7,550,258.51	DE000A0GYFM9	BB	B	Baa3	Ba2	BB	NR
<b>Totals</b>	<b>182,600,000.00</b>	<b>7,669,450.03</b>		<b>119,191.52</b>	<b>116,978.40</b>	<b>236,169.92</b>	<b>0.00</b>	<b>7,550,258.51</b>							

\* interest period for 91 days from 08/28/2023 to 11/26/2023 (both inclusive) is based on 3-Months Euribor at 08/24/2023 3.784%

\*\* The reduction of the Class E - Note is calculated as the Excess of A over B: A) the Certificate Balance at the beginning of the period plus (Excess Spread Amount minus Realised Losses) plus Late Recoveries over B) the Outstanding Amount of Overdues.

\*\*\* "Interest Distribution" and "Principal Distribution" payments rounded to two decimals on a per note basis.

\*\*\*\* for calculation of interest, the actual numbers of the interest period is divided by 360

**Triggers:**

- 1) Time Call: 11/28/2011
- 2) Clean up call: Reduction of Aggregate Principal Balance to less than 10% of the Initial Aggregate Principal Balance, currently 7.31%
- 3) Occurance of a Regulatory Event
- 4) Occurance of a Tax Event
- 5) Termination of the Loss Guarantee
- 6) Non-compliance of Servicer

**Collection Period:** 08/01/2023 to 10/31/2023

**Determination Date:** 10/12/2023

**Delivery to Trustee:** 11/13/2023

**Trustee Confirmation:** 11/16/2023

**Payment Date:** 11/27/2023

**Early Redemption Date:** 11/28/2011

**All Amounts in Euro**

**Reference Pool Servicer: Deutsche Bank AG**

## Distribution of Interest

## Statement to CLN Noteholders Currency: Euro

Class	Original Face Value	Beginning Certificate Balance	Number of Notes	Fixed / Floating	Spread over 3M-EURIBOR	Current Net Interest Rate *	Unpaid Interest	Current Accrued Interest Per Note	Total Interest Distribution **/***	Legal Maturity Date
Class A1+	500,000.00	0.00	10	Floating	0.160	3.944%	0.00	0.00	0.00	11/26/2052
Class A2+	500,000.00	0.00	10	Floating	0.160	3.944%	0.00	0.00	0.00	11/26/2052
Class B	65,800,000.00	0.00	658	Floating	0.200	3.984%	0.00	0.00	0.00	11/26/2052
Class C	51,500,000.00	0.00	515	Floating	0.360	4.144%	0.00	0.00	0.00	11/26/2052
Class D	48,900,000.00	0.00	489	Floating	0.750	4.534%	0.00	0.00	0.00	11/26/2052
Class E	15,400,000.00	7,669,450.03	154	Floating	2.250	6.034%	0.00	759.60	116,978.40	11/26/2052
<b>Totals</b>	<b>182,600,000.00</b>	<b>7,669,450.03</b>							<b>116,978.40</b>	

\* interest period for 91 days from 08/28/2023 to 11/26/2023 (both inclusive) is based on 3-Months Euribor at 08/24/2023 3.784%

\*\* "Total Interest Distribution" payments rounded to two decimals on a per note basis.

\*\*\* for calculation of interest, the actual numbers of the interest period is divided by 360

Collection Period: 08/01/2023 to 10/31/2023

Determination Date: 10/12/2023

Delivery to Trustee: 11/13/2023

Trustee Confirmation: 11/16/2023

Payment Date: 11/27/2023

Early Redemption Date: 11/28/2011

All Amounts in Euro

Reference Pool Servicer: Deutsche Bank AG

## Distribution of Principal

Statement to CLN Noteholders

Currency: Euro

Class	Original Face Value	Beginning Certificate Balance	Number of Notes	Principal Repayment on Reference Claims	Principal Distribution / Early Redemption * / **	Loss Allocation	Unjustified Loss Allocation	Ending Certificate Balance	Credit Enhancement		
									Original	Beginning of Period	Ending of Period
Class A1+	500,000.00	0.00	10	0.00	0.00	0.00	0.00	0.00	9.60%	0.00%	0.00%
Class A2+	500,000.00	0.00	10	0.00	0.00	0.00	0.00	0.00	7.23%	0.00%	0.00%
Class B	65,800,000.00	0.00	658	0.00	0.00	0.00	0.00	0.00	4.61%	0.00%	0.00%
Class C	51,500,000.00	0.00	515	0.00	0.00	0.00	0.00	0.00	2.56%	0.00%	0.00%
Class D	48,900,000.00	0.00	489	0.00	0.00	0.00	0.00	0.00	0.61%	4.05%	4.12%
Class E	15,400,000.00	7,669,450.03	154	0.00	119,191.52	0.00	0.00	7,550,258.51	Excess Spread	Excess Spread	Excess Spread
<b>Totals</b>	<b>182,600,000.00</b>	<b>7,669,450.03</b>		<b>0.00</b>	<b>119,191.52</b>	<b>0.00</b>	<b>0.00</b>	<b>7,550,258.51</b>			

\* The reduction of the Class E - Note is calculated as the Excess of A over B: A) the Certificate Balance at the beginning of the period plus (Excess Spread Amount minus Realised Losses) plus Late Recoveries over B) the Outstanding Amount of Overdues.

\*\* "Principal Distribution" payments rounded to two decimals on a per note basis.

Collection Period: 08/01/2023 to 10/31/2023

Determination Date: 10/12/2023

Delivery to Trustee: 11/13/2023

Trustee Confirmation: 11/16/2023

Payment Date: 11/27/2023

Early Redemption Date: 11/28/2011

All Amounts in Euro

Reference Pool Servicer: Deutsche Bank AG

## Original Principal Balance

Loan Balance	Number of Reference Claims	Number of Reference Claims (%)	Current Principal Balance	Current Principal Balance (%)	Weighted Average LTV	Percentage East	Percentage West
]0 - 50,000]	84	2.63%	1,276,036.38	0.70%	36.09%	42.42%	57.58%
]50,000 - 100,000]	810	25.34%	26,331,523.01	14.35%	46.12%	42.89%	57.11%
]100,000 - 150,000]	1,083	33.89%	57,724,299.21	31.46%	50.54%	50.71%	49.29%
]150,000 - 200,000]	757	23.69%	52,815,348.34	28.79%	51.45%	41.39%	58.61%
]200,000 - 250,000]	303	9.48%	27,642,759.13	15.07%	53.67%	27.29%	72.71%
]250,000 - 300,000]	100	3.13%	9,748,509.70	5.31%	47.26%	16.21%	83.79%
]300,000 - 350,000]	27	0.84%	2,950,783.37	1.61%	43.74%	25.59%	74.41%
]350,000 - 400,000]	13	0.41%	1,359,276.71	0.74%	43.27%	22.26%	77.74%
]400,000 - 450,000]	8	0.25%	1,421,906.45	0.78%	47.30%	15.03%	84.97%
]450,000 - 500,000]	6	0.19%	1,058,637.61	0.58%	28.67%	0.00%	100.00%
]500,000 - 750,000]	4	0.13%	649,803.77	0.35%	36.76%	8.92%	91.08%
]1,000,000 -	1	0.03%	487,975.00	0.27%	32.13%	0.00%	100.00%
	<b>3,196</b>	<b>100.00%</b>	<b>183,466,858.68</b>	<b>100.00%</b>	<b>49.95%</b>	<b>40.02%</b>	<b>59.98%</b>

**Minimum:** 10,225.84  
**Maximum:** 1,278,229.70  
**Average:** 141,517.10    **Original Average:** 137,824.53

**Collection Period:** 08/01/2023 to 10/31/2023

**Determination Date:** 10/12/2023

**Delivery to Trustee:** 11/13/2023

**Trustee Confirmation:** 11/16/2023

**Payment Date:** 11/27/2023

**Early Redemption Date:** 11/28/2011

All Amounts in Euro

Reference Pool Servicer: Deutsche Bank AG

## Current Principal Balance

Loan Balance	Number of Reference Claims	Number of Reference Claims (%)	Current Principal Balance	Current Principal Balance (%)	Weighted Average LTV	Percentage East	Percentage West
]0 - 50,000]	1,598	50.00%	39,743,675.19	21.66%	27.54%	44.42%	55.58%
]50,000 - 100,000]	1,124	35.17%	79,652,884.28	43.42%	48.41%	44.75%	55.25%
]100,000 - 150,000]	363	11.36%	43,373,333.87	23.64%	63.73%	37.57%	62.43%
]150,000 - 200,000]	84	2.63%	14,169,362.58	7.72%	70.18%	17.96%	82.04%
]200,000 - 250,000]	20	0.63%	4,347,994.57	2.37%	80.15%	29.46%	70.54%
]250,000 - 300,000]	6	0.19%	1,691,633.19	0.92%	53.89%	0.00%	100.00%
]450,000 - 500,000]	1	0.03%	487,975.00	0.27%	32.13%	0.00%	100.00%
	<b>3,196</b>	<b>100.00%</b>	<b>183,466,858.68</b>	<b>100.00%</b>	<b>49.95%</b>	<b>40.02%</b>	<b>59.98%</b>

**Minimum:** 0.69  
**Maximum:** 487,975.00  
**Average:** 57,405.15    **Original Average:** 137,824.53

**Collection Period:** 08/01/2023 to 10/31/2023

**Determination Date:** 10/12/2023

**Delivery to Trustee:** 11/13/2023

**Trustee Confirmation:** 11/16/2023

**Payment Date:** 11/27/2023

**Early Redemption Date:** 11/28/2011

All Amounts in Euro

Reference Pool Servicer: Deutsche Bank AG



## Current LTAV

LTAV (%)	Number of Reference Claims	Number of Reference Claims (%)	Current Principal Balance	Current Principal Balance (%)	Weighted Average LTV	Percentage East	Percentage West
]00.00 - 10.00]	425	13.30%	3,884,534.50	2.12%	6.88%	32.10%	67.90%
]10.00 - 20.00]	467	14.61%	12,616,021.64	6.88%	15.71%	34.10%	65.90%
]20.00 - 30.00]	483	15.11%	20,205,269.39	11.01%	25.20%	38.07%	61.93%
]30.00 - 40.00]	491	15.36%	29,082,081.52	15.85%	35.02%	38.03%	61.97%
]40.00 - 50.00]	432	13.52%	30,425,998.81	16.58%	44.63%	45.80%	54.20%
]50.00 - 60.00]	325	10.17%	26,447,439.81	14.42%	55.00%	46.95%	53.05%
]60.00 - 65.00]	142	4.44%	14,142,138.28	7.71%	62.32%	44.96%	55.04%
]65.00 - 70.00]	151	4.72%	14,518,696.24	7.91%	67.23%	38.01%	61.99%
]70.00 - 75.00]	74	2.32%	7,757,423.39	4.23%	72.46%	33.31%	66.69%
]75.00 - 80.00]	66	2.07%	7,439,037.84	4.05%	77.51%	40.74%	59.26%
]80.00 - 85.00]	33	1.03%	3,948,831.14	2.15%	82.38%	27.49%	72.51%
]85.00 - 90.00]	33	1.03%	3,745,479.86	2.04%	88.17%	56.00%	44.00%
]90.00 - 95.00]	24	0.75%	2,636,240.98	1.44%	92.55%	39.35%	60.65%
]95.00 - 100.00]	20	0.63%	2,819,449.25	1.54%	97.58%	24.66%	75.34%
]100.00 - 105.00]	10	0.31%	1,228,282.34	0.67%	102.93%	0.00%	100.00%
]105.00 - 110.00]	6	0.19%	787,634.93	0.43%	108.10%	17.94%	82.06%
]110.00 - 115.00]	10	0.31%	1,272,210.12	0.69%	112.32%	0.00%	100.00%
]115.00-	4	0.13%	510,088.64	0.28%	145.55%	43.33%	56.67%
	<b>3,196</b>	<b>100.00%</b>	<b>183,466,858.68</b>	<b>100.00%</b>	<b>49.95%</b>	<b>40.02%</b>	<b>59.98%</b>

Minimum: 0.01%

Maximum: 999.00%

Weighted Average: 49.95%      Original Weighted Average: 80.83%

Collection Period: 08/01/2023 to 10/31/2023

Determination Date: 10/12/2023

Delivery to Trustee: 11/13/2023

Trustee Confirmation: 11/16/2023

Payment Date: 11/27/2023

Early Redemption Date: 11/28/2011

All Amounts in Euro

Reference Pool Servicer: Deutsche Bank AG

## Current Interest Rates

Interest Rate (%)	Number of Loan Parts	Number of Loan Parts (%)	Current Principal Balance	Current Principal Balance (%)	Weighted Average LTV	Percentage East	Percentage West
]0.00 - 3.00]	3,261	55.68%	100,062,416.81	54.54%	47.66%	38.32%	61.68%
]3.00 - 3.50]	777	13.27%	23,093,689.37	12.59%	51.11%	42.75%	57.25%
]3.50 - 4.00]	711	12.14%	23,364,705.39	12.74%	51.81%	40.42%	59.58%
]4.00 - 4.50]	444	7.58%	15,511,222.99	8.45%	55.44%	39.79%	60.21%
]4.50 - 5.00]	188	3.21%	5,594,562.08	3.05%	49.96%	37.31%	62.69%
]5.00 - 5.50]	167	2.85%	5,505,077.90	3.00%	52.94%	49.78%	50.22%
]5.50 - 6.00]	54	0.92%	1,693,314.98	0.92%	45.28%	48.46%	51.54%
]6.00 - 6.50]	110	1.88%	4,146,455.14	2.26%	58.61%	48.72%	51.28%
]6.50 - 7.00]	4	0.07%	57,645.44	0.03%	28.53%	42.79%	57.21%
]7.00 - 7.50]	141	2.41%	4,437,768.58	2.42%	56.84%	42.54%	57.46%
	<b>5,857</b>	<b>100.00%</b>	<b>183,466,858.68</b>	<b>100.00%</b>	<b>49.95%</b>	<b>40.02%</b>	<b>59.98%</b>

**Minimum:** 0.71%

**Maximum:** 7.25%

**Weighted Average:** 2.99%    **Original Weighted Average:** 5.32 %

**Collection Period:** 08/01/2023 to 10/31/2023

**Determination Date:** 10/12/2023

**Delivery to Trustee:** 11/13/2023

**Trustee Confirmation:** 11/16/2023

**Payment Date:** 11/27/2023

**Early Redemption Date:** 11/28/2011

**All Amounts in Euro**

**Reference Pool Servicer: Deutsche Bank AG**

## Original Term to Next Interest Reset Date

Original Term to Next Interest Reset Date (Months)	Number of Loan Parts	Number of Loan Parts (%)	Current Principal Balance	Current Principal Balance (%)	Weighted Average Interest Rate	Weighted Average LTV	Percentage East	Percentage West
]48-60]	2	0.03%	66,758.61	0.04%	5.01%	58.45%	84.23%	15.77%
]60-72]	1	0.02%	82,355.90	0.04%	5.01%	61.81%	0.00%	100.00%
]108-120]	10	0.17%	505,645.72	0.28%	5.92%	62.13%	62.12%	37.88%
]120-132]	10	0.17%	414,979.01	0.23%	5.53%	42.39%	25.55%	74.45%
]144-156]	4	0.07%	177,338.02	0.10%	5.85%	56.67%	0.00%	100.00%
]168-180]	19	0.32%	821,141.20	0.45%	6.26%	77.48%	37.90%	62.10%
]180-192]	5	0.09%	176,466.01	0.10%	6.26%	55.62%	34.91%	65.09%
]192-204]	1	0.02%	7,243.80	0.00%	4.64%	25.57%	0.00%	100.00%
]204-216]	9	0.15%	392,537.59	0.21%	6.26%	65.64%	54.48%	45.52%
]216-228]	66	1.13%	1,710,112.09	0.93%	5.03%	47.80%	66.23%	33.77%
]228-240]	1,306	22.30%	40,652,588.43	22.16%	3.66%	54.51%	44.15%	55.85%
]240-252]	829	14.15%	22,407,102.51	12.21%	3.36%	51.02%	23.07%	76.93%
]252-264]	149	2.54%	3,695,515.44	2.01%	2.63%	48.93%	34.57%	65.43%
]264-276]	146	2.49%	4,080,974.89	2.22%	2.84%	45.87%	30.34%	69.66%
]276-288]	191	3.26%	5,647,261.73	3.08%	2.99%	47.87%	42.68%	57.32%
]288-300]	649	11.08%	19,711,499.04	10.74%	2.92%	48.35%	48.14%	51.86%
]300-312]	433	7.39%	13,540,852.64	7.38%	2.79%	44.41%	26.42%	73.58%
]312-324]	172	2.94%	5,263,531.93	2.87%	2.48%	49.14%	51.73%	48.27%
]324-336]	222	3.79%	6,661,508.98	3.63%	2.32%	42.95%	43.38%	56.62%
]336-348]	305	5.21%	10,688,682.46	5.83%	2.32%	47.53%	44.77%	55.23%
]348-360]	605	10.33%	21,773,235.32	11.87%	2.49%	50.60%	46.53%	53.47%
]360-372]	272	4.64%	8,889,124.04	4.85%	2.45%	44.97%	37.26%	62.74%
]372-384]	50	0.85%	1,605,393.22	0.88%	2.53%	49.22%	50.24%	49.76%

Collection Period: 08/01/2023 to 10/31/2023

All Amounts in Euro

Determination Date: 10/12/2023

Delivery to Trustee: 11/13/2023

Reference Pool Servicer: Deutsche Bank AG

Trustee Confirmation: 11/16/2023

Payment Date: 11/27/2023

Early Redemption Date: 11/28/2011

# Investor Notification

PB Domicile 2006-1

Original Term to Next Interest Reset Date (Months)	Number of Loan Parts	Number of Loan Parts (%)	Current Principal Balance	Current Principal Balance (%)	Weighted Average Interest Rate	Weighted Average LTV	Percentage East	Percentage West
]384-396]	62	1.06%	2,558,666.48	1.39%	2.27%	54.62%	46.44%	53.56%
]396-408]	43	0.73%	2,047,412.25	1.12%	2.16%	61.74%	28.70%	71.30%
]408-	296	5.05%	9,888,931.37	5.39%	2.31%	46.90%	37.33%	62.67%
	<b>5,857</b>	<b>100.00%</b>	<b>183,466,858.68</b>	<b>100.00%</b>	<b>2.99%</b>	<b>49.95%</b>	<b>40.02%</b>	<b>59.98%</b>

Minimum\*: 58.48

Maximum: 601.00

Weighted Average\*: 298.06    Original Weighted Average\*: 136.07

\* ignoring zero values / not available

Collection Period: 08/01/2023 to 10/31/2023

Determination Date: 10/12/2023

Delivery to Trustee: 11/13/2023

Trustee Confirmation: 11/16/2023

Payment Date: 11/27/2023

Early Redemption Date: 11/28/2011

All Amounts in Euro

Reference Pool Servicer: Deutsche Bank AG

## Remaining Term to Next Interest Reset Date

Remaining Term to Next Interest Reset Date (Months)	Number of Loan Parts	Number of Loan Parts (%)	Current Principal Balance	Current Principal Balance (%)	Weighted Average Interest Rate	Weighted Average LTV	Percentage East	Percentage West
Next Reset Not Available	349	5.96%	11,537,711.75	6.29%	5.96%	53.68%	40.41%	59.59%
]00-12]	1,541	26.31%	42,418,710.17	23.12%	3.32%	50.77%	41.83%	58.17%
]12-24]	894	15.26%	25,642,586.09	13.98%	2.96%	52.60%	34.11%	65.89%
]24-36]	383	6.54%	9,128,795.52	4.98%	2.36%	41.48%	27.14%	72.86%
]36-48]	323	5.51%	9,104,813.68	4.96%	2.52%	42.89%	37.35%	62.65%
]48-60]	459	7.84%	14,287,085.70	7.79%	2.91%	44.42%	34.05%	65.95%
]60-72]	483	8.25%	16,064,396.69	8.76%	2.64%	46.07%	45.51%	54.49%
]72-84]	309	5.28%	11,156,700.78	6.08%	2.21%	52.37%	33.63%	66.37%
]84-96]	224	3.82%	7,716,126.35	4.21%	2.07%	45.68%	52.14%	47.86%
]96-108]	278	4.75%	10,544,104.91	5.75%	2.06%	49.54%	49.57%	50.43%
]108-120]	364	6.21%	15,113,237.77	8.24%	3.17%	55.85%	44.24%	55.76%
]120-132]	67	1.14%	2,554,474.08	1.39%	2.37%	50.46%	37.40%	62.60%
]132-144]	47	0.80%	1,890,879.15	1.03%	2.29%	56.61%	45.72%	54.28%
]144-156]	26	0.44%	1,138,660.42	0.62%	2.20%	53.17%	34.93%	65.07%
]156-168]	41	0.70%	1,901,029.03	1.04%	2.06%	59.69%	46.43%	53.57%
]168-180]	55	0.94%	2,546,023.07	1.39%	2.40%	58.44%	44.51%	55.49%
]180-192]	6	0.10%	309,825.86	0.17%	2.05%	48.28%	27.13%	72.87%
]192-204]	4	0.07%	139,328.58	0.08%	2.03%	39.87%	59.13%	40.87%
]204-216]	2	0.03%	127,692.21	0.07%	1.81%	64.87%	100.00%	0.00%
]216-228]	2	0.03%	144,676.87	0.08%	3.79%	57.18%	0.00%	100.00%
	<b>5,857</b>	<b>100.00%</b>	<b>183,466,858.68</b>	<b>100.00%</b>	<b>2.99%</b>	<b>49.95%</b>	<b>40.02%</b>	<b>59.98%</b>

Minimum\*: 1.00

Maximum: 217.00

Weighted Average\*: 54.02    Original Weighted Average\*: 82.21

\* ignoring zero values / not available

Collection Period: 08/01/2023 to 10/31/2023

Determination Date: 10/12/2023

Delivery to Trustee: 11/13/2023

Trustee Confirmation: 11/16/2023

Payment Date: 11/27/2023

Early Redemption Date: 11/28/2011

All Amounts in Euro

Reference Pool Servicer: Deutsche Bank AG

## Loan Seasoning

Loan Seasoning (Months)	Number of Reference Claims	Number of Reference Claims (%)	Current Principal Balance	Current Principal Balance (%)	Weighted Average LTV	Percentage East	Percentage West
]216-228]	778	24.34%	50,225,548.28	27.38%	55.76%	35.61%	64.39%
]228-240]	1,000	31.29%	59,704,565.82	32.54%	51.02%	43.46%	56.54%
]240-252]	396	12.39%	24,027,392.17	13.10%	49.66%	44.00%	56.00%
]252-264]	193	6.04%	11,598,502.99	6.32%	47.77%	38.10%	61.90%
]264-276]	122	3.82%	6,906,021.11	3.76%	45.40%	53.59%	46.41%
]276-288]	136	4.26%	6,592,563.42	3.59%	44.50%	42.67%	57.33%
]288-300]	173	5.41%	6,679,426.35	3.64%	38.62%	33.35%	66.65%
]300-312]	132	4.13%	5,276,331.51	2.88%	38.46%	24.91%	75.09%
]312-324]	37	1.16%	1,480,473.93	0.81%	29.43%	38.77%	61.23%
]324-336]	57	1.78%	2,874,360.45	1.57%	33.90%	31.43%	68.57%
]336-348]	31	0.97%	1,941,975.55	1.06%	44.63%	39.36%	60.64%
]348-360]	59	1.85%	2,647,117.85	1.44%	46.04%	56.68%	43.32%
]360-372]	27	0.84%	1,400,998.55	0.76%	41.27%	50.35%	49.65%
]372-384]	11	0.34%	621,324.95	0.34%	39.20%	14.97%	85.03%
]384-396]	3	0.09%	81,458.93	0.04%	32.72%	0.00%	100.00%
]396-408]	10	0.31%	557,515.04	0.30%	75.91%	0.00%	100.00%
]408-420]	14	0.44%	373,124.24	0.20%	34.51%	0.00%	100.00%
	17	0.53%	478,157.54	0.26%	27.64%	0.00%	100.00%
	<b>3,196</b>	<b>100.00%</b>	<b>183,466,858.68</b>	<b>100.00%</b>	<b>49.95%</b>	<b>40.02%</b>	<b>59.98%</b>

**Minimum:** 220.52  
**Maximum:** 485.00  
**Weighted Average:** 249.44    **Original Weighted Average:** 53.77

**Collection Period:** 08/01/2023 to 10/31/2023

**Determination Date:** 10/12/2023

**Delivery to Trustee:** 11/13/2023

**Trustee Confirmation:** 11/16/2023

**Payment Date:** 11/27/2023

**Early Redemption Date:** 11/28/2011

All Amounts in Euro

Reference Pool Servicer: Deutsche Bank AG

## Loan Purpose

Loan Purpose	Number of Loan Parts	Number of Loan Parts (%)	Current Principal Balance	Current Principal Balance (%)	Weighted Average LTV	Percentage East	Percentage West
New Construction	1,982	33.84%	69,723,545.96	38.00%	50.04%	60.28%	39.72%
Purchase Of Existing Building	2,029	34.64%	57,787,572.42	31.50%	53.86%	20.65%	79.35%
Refinance (external)	633	10.81%	21,057,864.69	11.48%	45.62%	35.02%	64.98%
Purchase Of Newly Constructed Building	597	10.19%	19,633,712.28	10.70%	48.08%	28.56%	71.44%
Purchase Of Existing Building Including Modernisation	216	3.69%	5,823,614.14	3.17%	53.44%	51.62%	48.38%
Other Non-Commercial Use	204	3.48%	4,871,674.01	2.66%	35.68%	14.03%	85.97%
Purchase Of Existing Building including Refurbishment Modernisation	62	1.06%	1,364,411.71	0.74%	42.96%	68.28%	31.72%
Conversion/Modification	60	1.02%	1,223,199.08	0.67%	33.76%	66.78%	33.22%
Purchase Of Existing Building with Supplemental Unit	31	0.53%	781,631.00	0.43%	31.88%	46.44%	53.56%
Supplemental Unit / Addition to Existing Building	11	0.19%	314,164.49	0.17%	29.61%	51.17%	48.83%
Refinance (internal)	12	0.20%	312,668.59	0.17%	43.26%	64.22%	35.78%
Refurbishment	9	0.15%	310,900.09	0.17%	47.66%	20.96%	79.04%
Prolongation	10	0.17%	210,360.05	0.11%	45.32%	92.83%	7.17%
	1	0.02%	51,540.17	0.03%	20.74%	100.00%	0.00%
	<b>5,857</b>	<b>100.00%</b>	<b>183,466,858.68</b>	<b>100.00%</b>	<b>49.95%</b>	<b>40.02%</b>	<b>59.98%</b>

**Collection Period:** 08/01/2023 to 10/31/2023

**Determination Date:** 10/12/2023

**Delivery to Trustee:** 11/13/2023

**Trustee Confirmation:** 11/16/2023

**Payment Date:** 11/27/2023

**Early Redemption Date:** 11/28/2011

All Amounts in Euro

Reference Pool Servicer: Deutsche Bank AG

## Occupancy Status

Occupancy Status	Number of Reference Claims	Number of Reference Claims (%)	Current Principal Balance	Current Principal Balance (%)	Weighted Average LTV	Percentage East	Percentage West
Owner-occupied	2,829	88.52%	162,907,925.33	88.79%	51.45%	41.88%	58.12%
Non-owner occupied	225	7.04%	13,293,966.51	7.25%	38.78%	20.01%	79.99%
Combined Usage	142	4.44%	7,264,966.84	3.96%	36.80%	34.89%	65.11%
	<b>3,196</b>	<b>100.00%</b>	<b>183,466,858.68</b>	<b>100.00%</b>	<b>49.95%</b>	<b>40.02%</b>	<b>59.98%</b>

## Region of Property by Postal Code

Region of Property by Postal Code (First Digit)	Number of Reference Claims	Number of Reference Claims (%)	Current Principal Balance	Current Principal Balance (%)	Weighted Average LTV	Percentage East	Percentage West
0	465	14.55%	23,801,145.46	12.97%	49.97%	100.00%	0.00%
1	650	20.34%	35,339,902.02	19.26%	47.50%	88.00%	12.00%
2	406	12.70%	23,510,722.90	12.81%	50.49%	7.86%	92.14%
3	499	15.61%	29,544,648.66	16.10%	48.80%	38.18%	61.82%
4	296	9.26%	17,455,255.23	9.51%	51.64%	0.00%	100.00%
5	347	10.86%	20,284,000.07	11.06%	50.41%	0.00%	100.00%
6	137	4.29%	9,380,094.28	5.11%	51.82%	0.00%	100.00%
7	153	4.79%	9,227,470.77	5.03%	53.94%	0.00%	100.00%
8	80	2.50%	4,986,524.58	2.72%	50.50%	0.00%	100.00%
9	163	5.10%	9,937,094.71	5.42%	51.14%	54.25%	45.75%
	<b>3,196</b>	<b>100.00%</b>	<b>183,466,858.68</b>	<b>100.00%</b>	<b>49.95%</b>	<b>40.02%</b>	<b>59.98%</b>

Note: If Property Postal Code is unknown, Borrower Postal Code is used instead.

Collection Period: 08/01/2023 to 10/31/2023

Determination Date: 10/12/2023

Delivery to Trustee: 11/13/2023

Trustee Confirmation: 11/16/2023

Payment Date: 11/27/2023

Early Redemption Date: 11/28/2011

All Amounts in Euro

Reference Pool Servicer: Deutsche Bank AG



## Prior Liens

Prior Liens	Number of Reference Claims	Number of Reference Claims (%)	Current Principal Balance	Current Principal Balance (%)	Total Amount of Prior Liens	Weighted Average LTV	Percentage East	Percentage West
Yes	126	3.94%	5,315,815.89	2.90%	10,688,704.76	52.40%	31.36%	68.64%
No	3,070	96.06%	178,151,042.79	97.10%	0.00	49.88%	40.28%	59.72%
	<b>3,196</b>	<b>100.00%</b>	<b>183,466,858.68</b>	<b>100.00%</b>	<b>10,688,704.76</b>	<b>49.95%</b>	<b>40.02%</b>	<b>59.98%</b>

## Employment Status

Employment Status	Number of Reference Claims	Number of Reference Claims (%)	Current Principal Balance	Current Principal Balance (%)	Weighted Average LTV	Percentage East	Percentage West
Employed	2,941	92.02%	168,835,013.35	92.02%	50.23%	39.87%	60.13%
Self-Employed	255	7.98%	14,631,845.33	7.98%	46.73%	41.71%	58.29%
	<b>3,196</b>	<b>100.00%</b>	<b>183,466,858.68</b>	<b>100.00%</b>	<b>49.95%</b>	<b>40.02%</b>	<b>59.98%</b>

## Loan Type

Loan Type	Number of Loan Parts	Number of Loan Parts (%)	Current Principal Balance	Current Principal Balance (%)	Weighted Average LTV	Percentage East	Percentage West
Fixed Interest Rate for 3 Months	254	4.34%	8,889,531.39	4.85%	56.97%	42.43%	57.57%
Fixed Interest Rate	5,603	95.66%	174,577,327.29	95.15%	49.59%	39.90%	60.10%
	<b>5,857</b>	<b>100.00%</b>	<b>183,466,858.68</b>	<b>100.00%</b>	<b>49.95%</b>	<b>40.02%</b>	<b>59.98%</b>

Collection Period: 08/01/2023 to 10/31/2023

Determination Date: 10/12/2023

Delivery to Trustee: 11/13/2023

Trustee Confirmation: 11/16/2023

Payment Date: 11/27/2023

Early Redemption Date: 11/28/2011

All Amounts in Euro

Reference Pool Servicer: Deutsche Bank AG

## Interest Payment Frequency

Interest Payment Frequency	Number of Loan Parts	Number of Loan Parts (%)	Current Principal Balance	Current Principal Balance (%)	Weighted Average LTV	Percentage East	Percentage West
Monthly	5,857	100.00%	183,466,858.68	100.00%	49.95%	40.02%	59.98%
	<b>5,857</b>	<b>100.00%</b>	<b>183,466,858.68</b>	<b>100.00%</b>	<b>49.95%</b>	<b>40.02%</b>	<b>59.98%</b>

## Principal Payment Frequency

Principal Payment Frequency	Number of Loan Parts	Number of Loan Parts (%)	Current Principal Balance	Current Principal Balance (%)	Weighted Average LTV	Percentage East	Percentage West
Interest Only	302	5.16%	16,713,057.31	9.11%	82.82%	33.75%	66.25%
Monthly	5,555	94.84%	166,753,801.37	90.89%	46.66%	40.65%	59.35%
	<b>5,857</b>	<b>100.00%</b>	<b>183,466,858.68</b>	<b>100.00%</b>	<b>49.95%</b>	<b>40.02%</b>	<b>59.98%</b>

**Collection Period:** 08/01/2023 to 10/31/2023

**Determination Date:** 10/12/2023

**Delivery to Trustee:** 11/13/2023

**Trustee Confirmation:** 11/16/2023

**Payment Date:** 11/27/2023

**Early Redemption Date:** 11/28/2011

All Amounts in Euro

Reference Pool Servicer: Deutsche Bank AG

## Top 20 Borrowers

Top 20 Borrowers	Number of Reference Claims	Number of Reference Claims (%)	Current Principal Balance	Current Principal Balance (%)	Weighted Average LTV	Percentage East	Percentage West
1	1	0.03%	487,975.00	0.27%	32.13%	0.00%	100.00%
2	1	0.03%	298,484.57	0.16%	40.14%	0.00%	100.00%
3	1	0.03%	297,055.98	0.16%	31.01%	0.00%	100.00%
4	1	0.03%	295,747.65	0.16%	64.15%	0.00%	100.00%
5	1	0.03%	280,292.98	0.15%	51.43%	0.00%	100.00%
6	1	0.03%	264,000.00	0.14%	97.06%	0.00%	100.00%
7	1	0.03%	256,052.01	0.14%	42.80%	0.00%	100.00%
8	2	0.06%	249,579.90	0.14%	39.72%	0.00%	100.00%
9	1	0.03%	231,000.00	0.13%	97.47%	0.00%	100.00%
10	1	0.03%	230,766.91	0.13%	77.18%	0.00%	100.00%
11	1	0.03%	229,670.40	0.13%	69.18%	0.00%	100.00%
12	1	0.03%	227,715.74	0.12%	60.40%	0.00%	100.00%
13	1	0.03%	226,562.17	0.12%	35.45%	0.00%	100.00%
14	1	0.03%	225,945.69	0.12%	58.69%	0.00%	100.00%
15	1	0.03%	222,000.00	0.12%	113.41%	0.00%	100.00%
16	1	0.03%	221,000.00	0.12%	125.28%	100.00%	0.00%
17	1	0.03%	218,577.18	0.12%	79.17%	0.00%	100.00%
18	1	0.03%	215,453.97	0.12%	58.23%	100.00%	0.00%
19	1	0.03%	215,000.00	0.12%	73.38%	0.00%	100.00%
20	1	0.03%	214,274.95	0.12%	76.53%	100.00%	0.00%
Other	3,175	99.34%	178,359,703.58	97.22%	49.57%	40.80%	59.20%
	<b>3,196</b>	<b>100.00%</b>	<b>183,466,858.68</b>	<b>100.00%</b>	<b>49.95%</b>	<b>40.02%</b>	<b>59.98%</b>

Collection Period: 08/01/2023 to 10/31/2023

Determination Date: 10/12/2023

Delivery to Trustee: 11/13/2023

Trustee Confirmation: 11/16/2023

Payment Date: 11/27/2023

Early Redemption Date: 11/28/2011

All Amounts in Euro

Reference Pool Servicer: Deutsche Bank AG

## Loans per Borrower

Loans per Borrower	Number of Reference Claims	Number of Reference Claims (%)	Number of Borrowers	Number of Borrowers (%)	Current Principal Balance	Current Principal Balance (%)	Average Current Principal Balance per Borrower	Weighted Average LTV	Percentage East	Percentage West
1	3,179	99.47%	3,179	99.75%	182,625,370.08	99.54%	57,447.43	49.97%	40.15%	59.85%
2	14	0.44%	7	0.22%	738,695.31	0.40%	105,527.90	50.14%	8.96%	91.04%
3	3	0.09%	1	0.03%	102,793.29	0.06%	102,793.29	21.61%	21.93%	78.07%
	<b>3,196</b>	<b>100.00%</b>	<b>3,187</b>	<b>100.00%</b>	<b>183,466,858.68</b>	<b>100.00%</b>	<b>57,567.26</b>	<b>49.95%</b>	<b>40.02%</b>	<b>59.98%</b>

## Current Principal Balance by Borrower

Current Principal Balance by Borrower	Number of Reference Claims	Number of Reference Claims (%)	Number of Borrowers	Number of Borrowers (%)	Current Principal Balance	Current Principal Balance (%)	Weighted Average LTV	Percentage East	Percentage West
]0 - 50,000]	1,591	49.78%	1,589	49.86%	39,515,494.19	21.54%	27.52%	44.46%	55.54%
]50,000 - 100,000]	1,124	35.17%	1,122	35.21%	79,480,047.26	43.32%	48.32%	44.93%	55.07%
]100,000 - 150,000]	366	11.45%	363	11.39%	43,364,226.34	23.64%	63.63%	37.63%	62.37%
]150,000 - 200,000]	86	2.69%	85	2.67%	14,329,908.23	7.81%	70.63%	17.76%	82.24%
]200,000 - 250,000]	22	0.69%	21	0.66%	4,597,574.47	2.51%	77.95%	27.86%	72.14%
]250,000 - 300,000]	6	0.19%	6	0.19%	1,691,633.19	0.92%	53.89%	0.00%	100.00%
]450,000 - 500,000]	1	0.03%	1	0.03%	487,975.00	0.27%	32.13%	0.00%	100.00%
	<b>3,196</b>	<b>100.00%</b>	<b>3,187</b>	<b>100.00%</b>	<b>183,466,858.68</b>	<b>100.00%</b>	<b>49.95%</b>	<b>40.02%</b>	<b>59.98%</b>

**Minimum:** 0.69  
**Maximum:** 487,975.00  
**Average:** 57,567.26

**Collection Period:** 08/01/2023 to 10/31/2023

**Determination Date:** 10/12/2023

**Delivery to Trustee:** 11/13/2023

**Trustee Confirmation:** 11/16/2023

**Payment Date:** 11/27/2023

**Early Redemption Date:** 11/28/2011

All Amounts in Euro

Reference Pool Servicer: Deutsche Bank AG

## Remaining Term

Remaining Term (Months)	Number of Loan Parts	Number of Loan Parts (%)	Current Principal Balance	Current Principal Balance (%)	Weighted Average LTV	Percentage East	Percentage West
]0-24]	614	10.48%	2,920,929.60	1.59%	24.96%	34.27%	65.73%
]24-48]	482	8.23%	6,453,062.06	3.52%	20.79%	35.85%	64.15%
]48-72]	679	11.59%	13,645,090.36	7.44%	28.47%	42.37%	57.63%
]72-96]	641	10.94%	17,478,356.26	9.53%	36.38%	41.08%	58.92%
]96-120]	623	10.64%	18,560,350.19	10.12%	40.59%	47.16%	52.84%
]120-144]	468	7.99%	16,495,899.73	8.99%	47.23%	43.95%	56.05%
]144-168]	386	6.59%	16,186,565.42	8.82%	51.65%	39.26%	60.74%
]168-192]	467	7.97%	20,573,905.20	11.21%	63.89%	37.66%	62.34%
]192-216]	283	4.83%	14,265,244.49	7.78%	63.41%	35.55%	64.45%
]216-240]	226	3.86%	9,423,119.08	5.14%	58.56%	49.14%	50.86%
]240-264]	224	3.82%	10,522,710.08	5.74%	58.76%	42.43%	57.57%
]264-288]	151	2.58%	7,497,073.21	4.09%	56.27%	37.91%	62.09%
]288-312]	126	2.15%	6,073,515.46	3.31%	58.10%	40.01%	59.99%
]312-336]	487	8.31%	23,371,037.54	12.74%	59.94%	32.51%	67.49%
	<b>5,857</b>	<b>100.00%</b>	<b>183,466,858.68</b>	<b>100.00%</b>	<b>49.95%</b>	<b>40.02%</b>	<b>59.98%</b>

**Minimum:** 0.03  
**Maximum:** 325.00  
**Weighted Average:** 175.37

**Collection Period:** 08/01/2023 to 10/31/2023

**Determination Date:** 10/12/2023

**Delivery to Trustee:** 11/13/2023

**Trustee Confirmation:** 11/16/2023

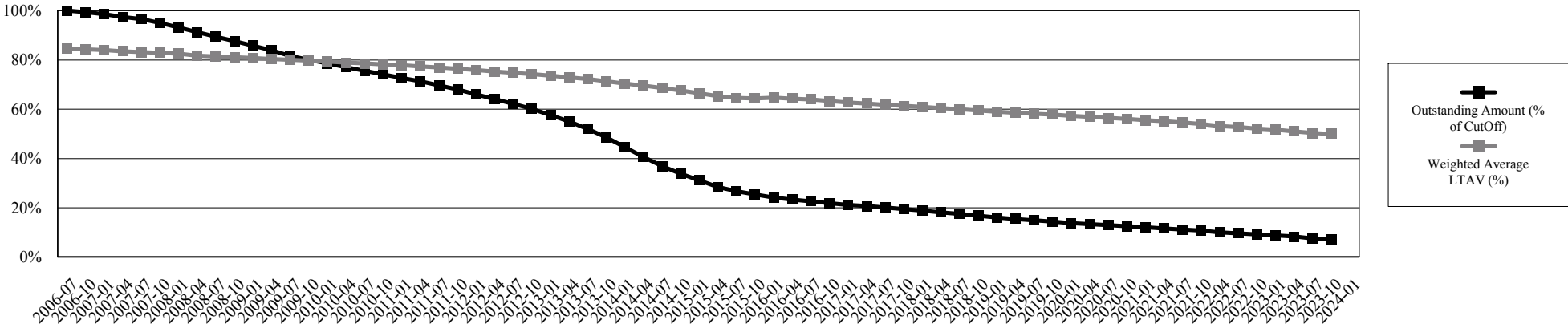
**Payment Date:** 11/27/2023

**Early Redemption Date:** 11/28/2011

All Amounts in Euro

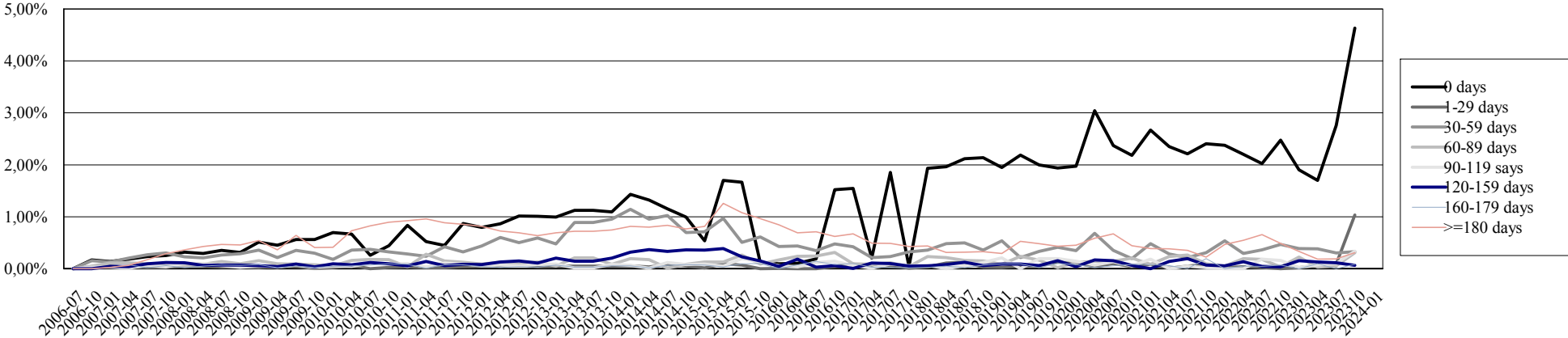
Reference Pool Servicer: Deutsche Bank AG

Amortisation and LTAV



Delinquency Profile

(Principal Outstanding of Delinquent Reference Claims in % of Current Principal Balance)



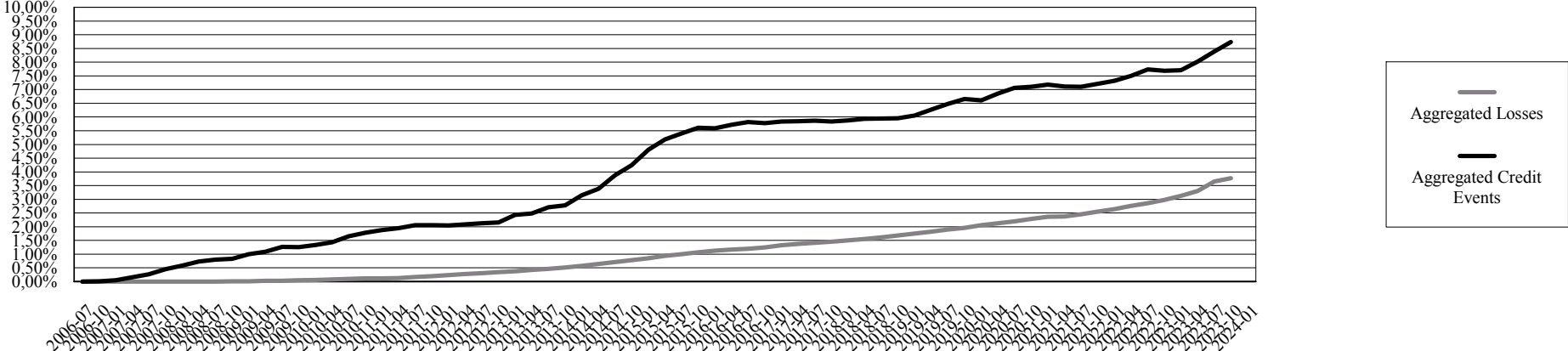
Collection Period: 08/01/2023 to 10/31/2023  
 Determination Date: 10/12/2023  
 Delivery to Trustee: 11/13/2023  
 Trustee Confirmation: 11/16/2023  
 Payment Date: 11/27/2023  
 Early Redemption Date: 11/28/2011

All Amounts in Euro

Reference Pool Servicer: Deutsche Bank AG

Loss Performance and Credit Events

% of Current Principal Balance



**Collection Period:** 08/01/2023 to 10/31/2023  
**Determination Date:** 10/12/2023  
**Delivery to Trustee:** 11/13/2023  
**Trustee Confirmation:** 11/16/2023  
**Payment Date:** 11/27/2023  
**Early Redemption Date:** 11/28/2011

All Amounts in Euro

Reference Pool Servicer: Deutsche Bank AG

## Pool History

Period	Quarter	Outstanding Amount	Weighted Average LTV	Seasoning (in Years)	Aggregated Losses	Liquidated Reference Claims	Aggregated Credit Events	Principal Outstanding of Delinquent Reference Claims (in % of Current Principal Balance)									Current Principal Balance
								0 days	1 - 29 days	30 - 59 days	60 - 89 days	90-119 days	120-149 days	150-179 days	>= 180 days		
1	07/31/2006	100.00%	84.62%	3.97	0.00%	0.00%	0.00%	0.00%	0.00%	0.00%	0.00%	0.00%	0.00%	0.00%	0.00%	0.00%	2,511,131,720.59
2	10/31/2006	99.37%	84.32%	4.38	0.00%	0.00%	0.01%	0.17%	0.02%	0.15%	0.05%	0.03%	0.00%	0.00%	0.00%	0.00%	2,495,399,768.11
3	01/31/2007	98.51%	83.99%	4.62	0.00%	0.00%	0.05%	0.14%	0.05%	0.13%	0.11%	0.03%	0.05%	0.03%	0.03%	0.03%	2,473,689,437.98
4	04/30/2007	97.45%	83.51%	4.86	0.00%	0.00%	0.15%	0.18%	0.03%	0.20%	0.11%	0.01%	0.04%	0.07%	0.06%	0.06%	2,447,099,661.13
5	07/31/2007	96.60%	83.16%	5.11	0.00%	0.00%	0.27%	0.23%	0.03%	0.27%	0.09%	0.07%	0.09%	0.02%	0.17%	0.17%	2,425,860,171.03
6	10/31/2007	95.01%	82.87%	5.32	0.00%	0.00%	0.45%	0.25%	0.02%	0.30%	0.06%	0.03%	0.12%	0.06%	0.29%	0.29%	2,385,951,063.50
7	01/31/2008	93.13%	82.59%	5.52	0.00%*	0.01%	0.59%	0.32%	0.06%	0.23%	0.06%	0.10%	0.11%	0.02%	0.36%	0.36%	2,338,629,986.42
8	04/30/2008	91.28%	81.70%	5.73	0.00%*	0.01%	0.73%	0.29%	0.06%	0.21%	0.09%	0.10%	0.06%	0.05%	0.43%	0.43%	2,292,096,446.52
9	07/31/2008	89.39%	81.44%	5.94	0.00%*	0.01%	0.80%	0.35%	0.03%	0.27%	0.14%	0.06%	0.07%	0.07%	0.47%	0.47%	2,244,701,355.74
10	10/31/2008	87.68%	81.13%	6.15	0.01%	0.01%	0.83%	0.31%	0.03%	0.29%	0.09%	0.03%	0.07%	0.06%	0.46%	0.46%	2,201,878,034.24
11	01/31/2009	85.79%	80.80%	6.35	0.01%	0.03%	1.00%	0.51%	0.02%	0.36%	0.15%	0.06%	0.06%	0.08%	0.54%	0.54%	2,154,361,232.94
12	04/30/2009	83.86%	80.36%	6.57	0.02%	0.04%	1.09%	0.45%	0.06%	0.21%	0.09%	0.03%	0.04%	0.02%	0.36%	0.36%	2,105,813,087.42
13	07/31/2009	81.64%	80.10%	6.77	0.02%	0.05%	1.26%	0.56%	0.05%	0.35%	0.09%	0.07%	0.09%	0.05%	0.64%	0.64%	2,049,989,999.79
14	10/31/2009	80.07%	79.79%	7.00	0.03%	0.07%	1.26%	0.56%	0.00%	0.30%	0.08%	0.02%	0.04%	0.02%	0.41%	0.41%	2,010,620,416.68
15	01/31/2010	78.56%	79.37%	7.23	0.04%	0.09%	1.33%	0.70%	0.02%	0.18%	0.06%	0.05%	0.09%	0.05%	0.41%	0.41%	1,972,836,080.17
16	04/30/2010	77.07%	78.90%	7.46	0.06%	0.12%	1.44%	0.67%	0.06%	0.36%	0.16%	0.04%	0.07%	0.06%	0.73%	0.73%	1,935,276,312.45
17	07/31/2010	75.58%	78.58%	7.69	0.07%	0.15%	1.65%	0.26%	0.00%	0.37%	0.18%	0.11%	0.12%	0.07%	0.83%	0.83%	1,897,898,941.46
18	10/31/2010	74.11%	78.20%	7.92	0.08%	0.19%	1.78%	0.44%	0.02%	0.33%	0.17%	0.09%	0.09%	0.10%	0.89%	0.89%	1,860,911,751.67
19	01/31/2011	72.71%	77.84%	8.15	0.09%	0.22%	1.88%	0.84%	0.04%	0.28%	0.04%	0.10%	0.05%	0.09%	0.93%	0.93%	1,825,921,645.05
20	04/31/2011	71.29%	77.40%	8.37	0.09%	0.23%	1.95%	0.52%	0.02%	0.24%	0.28%	0.03%	0.14%	0.01%	0.96%	0.96%	1,790,292,329.43
21	07/31/2011	69.65%	76.93%	8.61	0.11%	0.27%	2.05%	0.45%	0.02%	0.42%	0.15%	0.11%	0.06%	0.08%	0.89%	0.89%	1,748,995,875.43
22	10/31/2011	67.98%	76.42%	8.85	0.13%	0.32%	2.06%	0.87%	0.04%	0.32%	0.12%	0.09%	0.08%	0.07%	0.86%	0.86%	1,707,100,440.67
23	01/31/2012	66.07%	75.89%	9.08	0.16%	0.38%	2.05%	0.80%	0.05%	0.44%	0.09%	0.06%	0.08%	0.04%	0.82%	0.82%	1,659,191,616.54
24	04/30/2012	64.09%	75.32%	9.31	0.18%	0.43%	2.08%	0.87%	0.07%	0.60%	0.12%	0.08%	0.13%	0.02%	0.73%	0.73%	1,609,334,612.91
25	07/31/2012	62.15%	74.79%	9.55	0.19%	0.47%	2.12%	1.02%	0.08%	0.50%	0.11%	0.05%	0.15%	0.04%	0.69%	0.69%	1,560,778,930.79
26	10/31/2012	60.15%	74.28%	9.78	0.21%	0.52%	2.16%	1.04%	0.04%	0.61%	0.13%	0.08%	0.12%	0.03%	0.66%	0.66%	1,510,441,888.74
27	01/31/2013	57.59%	73.57%	10.02	0.22%	0.55%	2.44%	1.08%	0.05%	0.51%	0.06%	0.10%	0.22%	0.08%	0.75%	0.75%	1,446,182,896.38
28	04/30/2013	55.04%	72.85%	10.27	0.23%	0.60%	2.48%	1.12%	0.05%	0.89%	0.21%	0.01%	0.15%	0.03%	0.72%	0.72%	1,382,092,278.52
29	07/31/2013	52.01%	72.22%	10.51	0.24%	0.62%	2.71%	0.05%	0.00%	0.86%	0.07%	0.14%	0.20%	0.08%	0.72%	0.72%	1,305,915,492.38
30	10/31/2013	48.56%	71.32%	10.80	0.25%	0.65%	2.78%	1.10%	0.05%	0.96%	0.08%	0.08%	0.20%	0.06%	0.74%	0.74%	1,219,466,363.27
31	01/31/2014	44.66%	70.35%	11.08	0.26%	0.68%	3.15%	1.43%	0.06%	1.15%	0.19%	0.07%	0.32%	0.06%	0.82%	0.82%	1,121,430,688.57
32	04/30/2014	40.60%	69.55%	11.39	0.26%	0.70%	3.38%	1.46%	0.04%	1.05%	0.19%	0.01%	0.40%	0.02%	0.88%	0.88%	1,019,592,970.36
33	07/31/2014	36.93%	68.66%	11.73	0.26%	0.71%	3.88%	1.40%	0.10%	1.24%	0.01%	0.14%	0.41%	0.08%	1.01%	1.01%	927,346,380.18

Collection Period: 08/01/2023 to 10/31/2023

Determination Date: 10/12/2023

Delivery to Trustee: 11/13/2023

Trustee Confirmation: 11/16/2023

Payment Date: 11/27/2023

Early Redemption Date: 11/28/2011

All Amounts in Euro

Reference Pool Servicer: Deutsche Bank AG



# Investor Notification

PB Domicile 2006-1

34	10/31/2014	33.81%	67.62%	12.07	0.26%	0.71%	4.25%	1.32%	0.07%	0.92%	0.11%	0.10%	0.48%	0.11%	1.01%	849,059,895.96
35	01/31/2015	31.14%	66.41%	12.44	0.26%	0.72%	4.81%	0.77%	0.02%	1.02%	0.18%	0.13%	0.51%	0.10%	1.17%	781,997,721.67
36	04/30/2015	28.43%	65.27%	12.79	0.26%	0.73%	5.18%	1.71%	0.10%	0.97%	0.13%	0.05%	0.39%	0.03%	1.26%	713,960,200.15
37	07/31/2015	26.71%	64.55%	13.12	0.27%	0.74%	5.40%	1.67%	0.07%	0.51%	0.27%	0.20%	0.23%	0.10%	1.08%	670,775,331.03
38	10/31/2015	25.38%	64.33%	13.42	0.27%	0.76%	5.61%	0.12%	0.00%	0.62%	0.09%	0.13%	0.15%	0.10%	0.97%	637,413,741.16
39	01/31/2016	24.11%	64.66%	13.70	0.27%	0.76%	5.59%	0.09%	0.00%	0.43%	0.17%	0.06%	0.05%	0.00%	0.85%	605,554,682.44
40	04/30/2016	23.35%	64.30%	13.94	0.27%	0.76%	5.72%	0.10%	0.00%	0.44%	0.24%	0.03%	0.18%	0.08%	0.69%	586,450,779.23
41	07/31/2016	22.64%	63.98%	14.16	0.27%	0.76%	5.82%	0.19%	0.00%	0.35%	0.25%	0.12%	0.03%	0.14%	0.72%	568,533,587.78
42	10/31/2016	21.88%	63.28%	14.40	0.27%	0.77%	5.78%	1.53%	0.04%	0.48%	0.31%	0.15%	0.06%	0.08%	0.62%	549,452,045.17
43	01/31/2017	21.16%	62.70%	14.64	0.28%	0.80%	5.83%	1.56%	0.09%	0.43%	0.09%	0.06%	0.01%	0.10%	0.68%	531,347,969.43
44	04/30/2017	20.70%	62.34%	14.88	0.28%	0.80%	5.84%	0.21%	0.03%	0.22%	0.09%	0.01%	0.11%	0.03%	0.49%	519,847,340.36
45	07/31/2017	20.09%	61.77%	15.12	0.28%	0.81%	5.86%	1.86%	0.06%	0.24%	0.11%	0.09%	0.10%	0.03%	0.49%	504,469,267.09
46	10/31/2017	19.51%	61.35%	15.35	0.28%	0.81%	5.83%	0.05%	0.01%	0.33%	0.04%	0.06%	0.05%	0.01%	0.43%	489,899,476.70
47	01/31/2018	18.87%	60.94%	15.55	0.28%	0.81%	5.88%	1.94%	0.03%	0.36%	0.23%	0.06%	0.05%	0.02%	0.44%	473,805,303.86
48	04/30/2018	18.16%	60.45%	15.76	0.28%	0.81%	5.94%	1.97%	0.11%	0.49%	0.22%	0.00%	0.08%	0.05%	0.31%	456,104,864.30
49	07/31/2018	17.49%	60.04%	15.98	0.28%	0.81%	5.95%	2.13%	0.13%	0.50%	0.16%	0.05%	0.13%	0.02%	0.32%	439,209,161.82
50	10/31/2018	16.81%	59.44%	16.15	0.28%	0.81%	5.96%	2.15%	0.03%	0.36%	0.15%	0.12%	0.06%	0.07%	0.33%	422,220,602.34
51	01/31/2019	16.10%	59.01%	16.36	0.28%	0.81%	6.06%	1.96%	0.03%	0.54%	0.08%	0.21%	0.09%	0.09%	0.29%	404,210,690.57
52	04/30/2019	15.47%	58.60%	16.58	0.28%	0.81%	6.27%	2.20%	0.05%	0.22%	0.24%	0.00%	0.09%	0.10%	0.53%	388,572,660.16
53	07/31/2019	14.86%	58.16%	16.81	0.28%	0.81%	6.48%	2.01%	0.05%	0.33%	0.17%	0.19%	0.06%	0.02%	0.48%	373,116,359.96
54	10/31/2019	14.34%	57.82%	17.04	0.28%	0.81%	6.66%	1.95%	0.13%	0.41%	0.02%	0.19%	0.16%	0.10%	0.44%	360,155,850.59
55	01/31/2020	13.79%	57.34%	17.26	0.28%	0.81%	6.61%	1.98%	0.11%	0.35%	0.12%	0.14%	0.04%	0.08%	0.45%	346,324,689.45
56	04/30/2020	13.38%	56.86%	17.49	0.28%	0.81%	6.86%	3.06%	0.04%	0.69%	0.15%	0.07%	0.17%	0.03%	0.59%	335,868,122.50
57	07/31/2020	12.93%	56.46%	17.72	0.28%	0.81%	7.06%	2.33%	0.10%	0.36%	0.14%	0.13%	0.28%	0.06%	0.60%	324,582,774.39
58	10/31/2020	12.47%	56.04%	17.95	0.29%	0.82%	7.10%	2.19%	0.04%	0.19%	0.20%	0.06%	0.06%	0.08%	0.45%	313,262,253.60
59	01/31/2021	12.06%	55.50%	18.18	0.27%	0.82%	7.18%	2.68%	0.08%	0.48%	0.09%	0.18%	0.00%	0.08%	0.39%	302,782,285.40
60	04/30/2021	11.61%	55.12%	18.42	0.28%	0.83%	7.12%	2.36%	0.01%	0.29%	0.23%	0.00%	0.14%	0.06%	0.39%	291,471,472.86
61	07/31/2021	11.22%	54.56%	18.66	0.28%	0.83%	7.10%	2.22%	0.05%	0.21%	0.26%	0.05%	0.19%	0.00%	0.35%	281,686,468.54
62	10/31/2021	10.80%	53.96%	18.87	0.28%	0.83%	7.21%	2.41%	0.09%	0.31%	0.10%	0.02%	0.07%	0.20%	0.22%	271,250,878.57
63	01/31/2022	10.42%	53.45%	19.11	0.28%	0.83%	7.32%	2.47%	0.02%	0.56%	0.05%	0.00%	0.05%	0.00%	0.49%	261,617,019.95
64	04/30/2022	10.00%	53.15%	19.35	0.28%	0.83%	7.50%	2.39%	0.05%	0.32%	0.21%	0.00%	0.14%	0.05%	0.59%	251,019,968.48
65	07/31/2022	9.63%	52.68%	19.57	0.28%	0.83%	7.74%	2.28%	0.03%	0.41%	0.20%	0.21%	0.05%	0.05%	0.74%	241,779,716.81
66	10/31/2022	9.24%	52.15%	19.82	0.28%	0.83%	7.69%	2.91%	0.00%	0.55%	0.04%	0.19%	0.04%	0.08%	0.57%	231,944,793.93
67	01/31/2023	8.80%	51.68%	20.05	0.28%	0.83%	7.71%	2.35%	0.02%	0.48%	0.27%	0.03%	0.19%	0.00%	0.41%	220,964,327.99
68	04/30/2023	8.34%	50.97%	20.27	0.28%	0.83%	8.02%	2.21%	0.09%	0.50%	0.04%	0.09%	0.17%	0.12%	0.24%	209,445,469.71
69	07/31/2023	7.54%	50.29%	20.54	0.28%	0.83%	8.39%	3.97%	0.13%	0.44%	0.08%	0.14%	0.17%	0.00%	0.27%	189,293,943.03
70	10/31/2023	7.31%	49.95%	20.79	0.28%	0.83%	8.73%	6.88%	1.54%	0.49%	0.46%	0.50%	0.10%	0.12%	0.46%	183,466,858.68
71	01/31/2024															

\*: The value in this field is not zero, but rounded below 0.00%.

-The figures of Principal Outstanding of Delinquent Reference Claims of periods 14 and 15 are biased downwards due to the applied erroneous routine for the correction of technical delinquencies.-

**Collection Period:** 08/01/2023 to 10/31/2023

**All Amounts in Euro**

**Determination Date:** 10/12/2023

**Delivery to Trustee:** 11/13/2023

**Reference Pool Servicer: Deutsche Bank AG**

**Trustee Confirmation:** 11/16/2023

**Payment Date:** 11/27/2023

**Early Redemption Date:** 11/28/2011