

Deutsche Bank



Deutsche Bank Mortgage Pfandbrief Cover Pool Update – October 2019

Treasury

DB Mortgage Pfandbrief Cover Pool - Overview

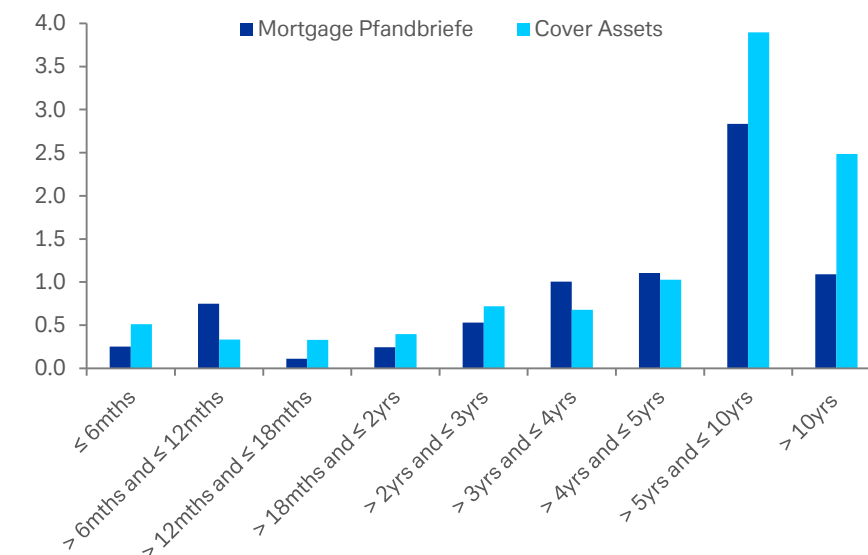


Mortgage Cover Pool – Key figures

Cover Pool	4Q 2017	4Q 2018	3Q 2019
Pfandbrief Outstanding	EUR 7.5 bn	EUR 8.0 bn	EUR 7.9 bn
Cover Pool Outstanding	EUR 9.9 bn	EUR 10.5 bn	EUR 10.4 bn
OC (as % of Outstanding Bonds)	30.79%	31.47%	31.03%
Liquid OC	EUR 905 mn	EUR 471 mn	EUR 298 mn
Number of loans	88,710	99,533	98,862
Volume weighted average in years of the maturity that has passed since the loan was granted	4.67	4.77	4.80
Total pool weighted avg. Loan-to-Value (LTV) ratio	53.41%	53.26%	53.04%
Payments >= 90 days overdue	0%	0%	0%
Euro denominated loans	100%	100%	100%
Euro denominated Pfandbriefe	100%	100%	100%
Property Country	100% Germany	100% Germany	100% Germany
Rating			
Moody's	Aaa	Aaa	Aaa

Maturity Profile (as of 30 September 2019)

In EUR bn



Note: Figures may not add up due to rounding differences

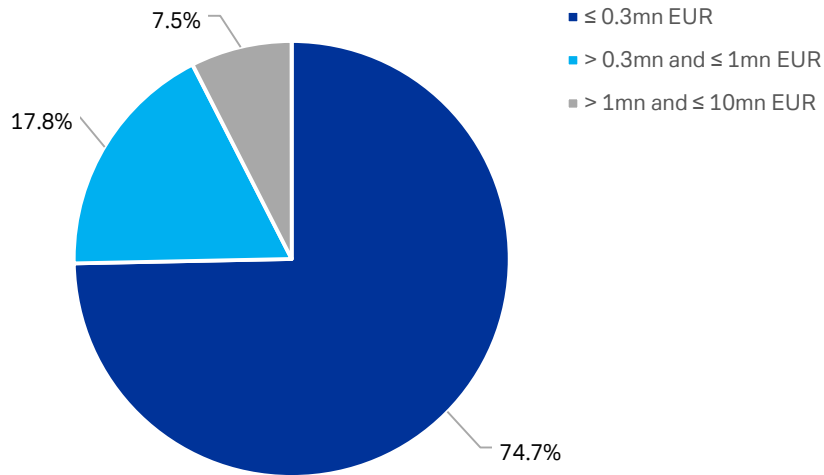


DB Mortgage Pfandbrief Cover Pool (as of as of 30 September 2019)

Loan Size and Type of Use

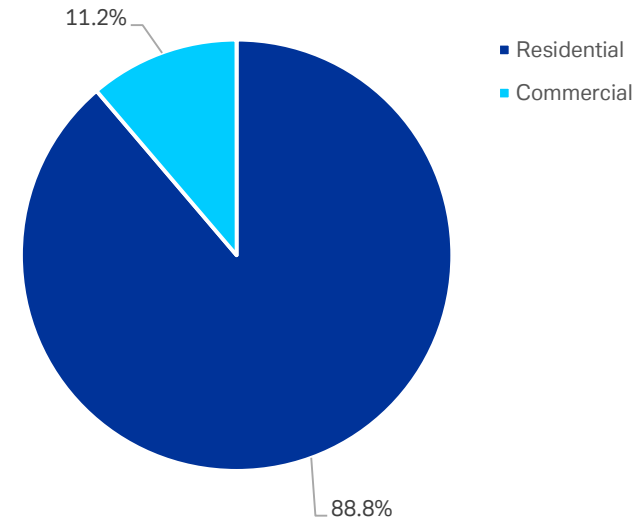
Mortgage Loans – Size by Nominal Value

In %



Mortgage Loans by type of use

In %



Note: Figures may not add up due to rounding differences

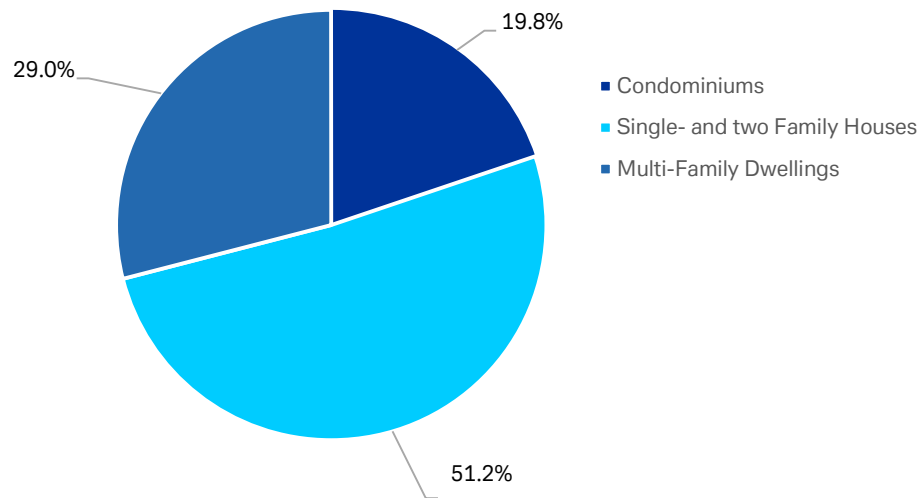


DB Mortgage Pfandbrief Cover Pool (as of 30 September 2019)

Mortgage Loans by Property Type

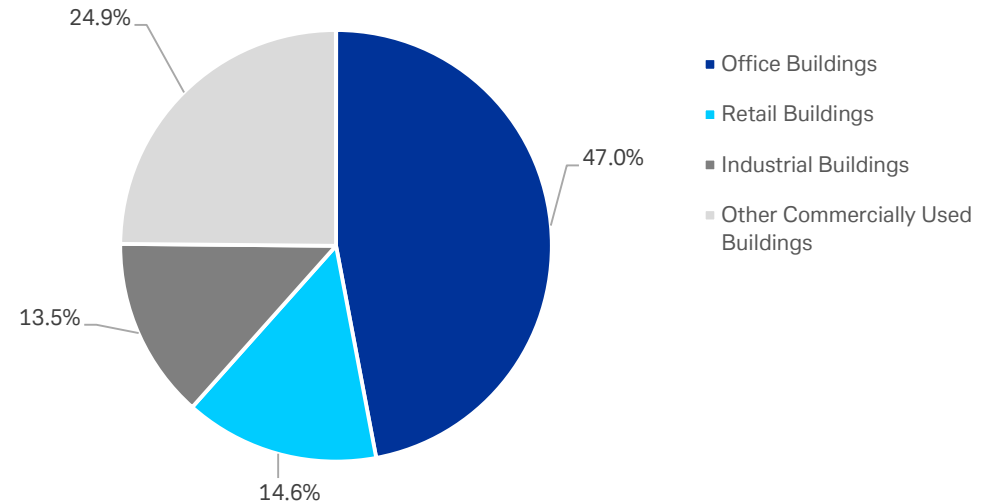
Mortgage Loans by Property Type (Residential)

In %



Mortgage Loans by Property Type (Commercial)

In %



Note: Figures may not add up due to rounding differences

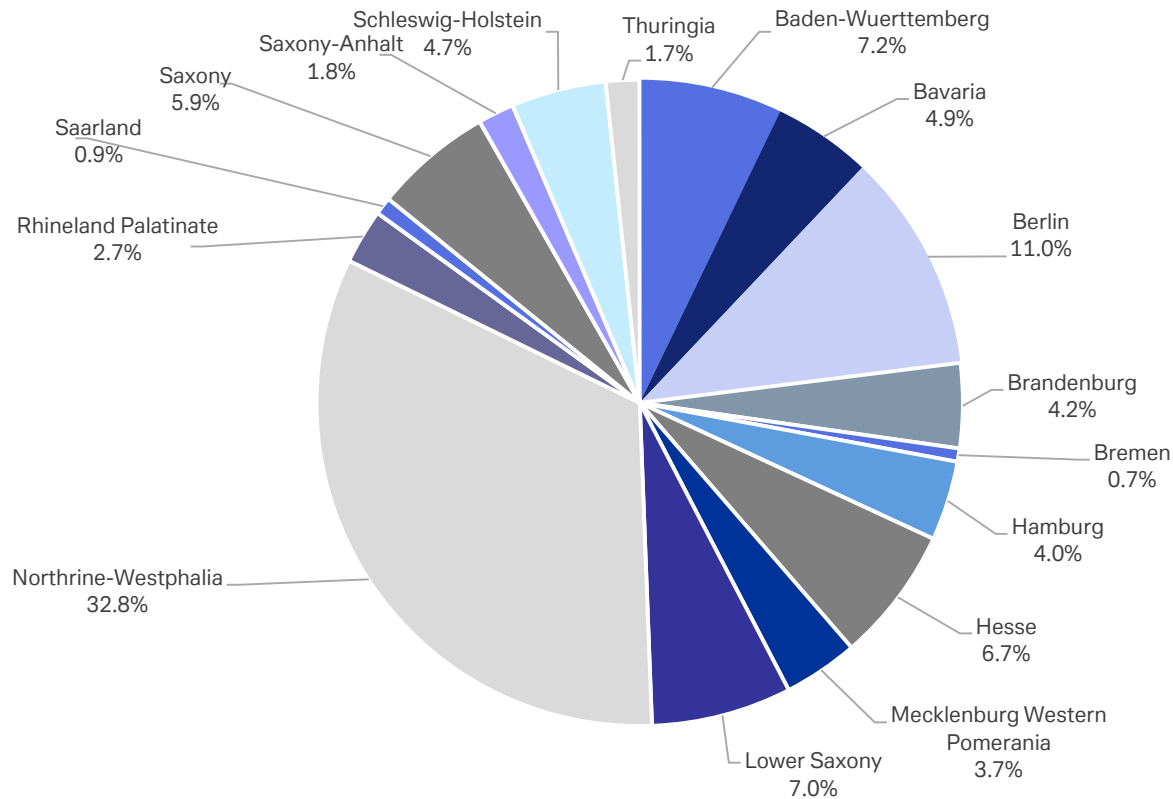


DB Mortgage Pfandbrief Cover Pool (as of 30 September 2019)

Focus on German prime residential mortgages

Mortgage Loans – Regional distribution

In %



Note: Figures may not add up due to rounding differences